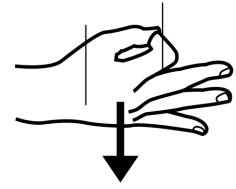



SINALUNGA



È



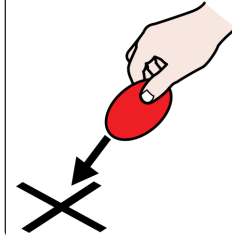
UN



BORGO



SITUATO



SULLE



COLLINE



CHE



SEPARANO



VALDICHIANA



E



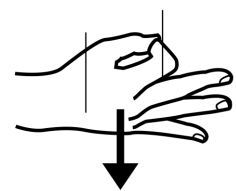
VALLE DELL'OMBRONE




SINALUNGA



È




DIVISA




IN



DUE



PARTI



SINALUNGA ALTA



E



PIEVE DI SINALUNGA



SINALUNGA



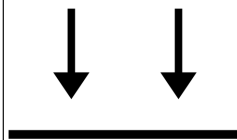
E




BETTOLLE




SONO



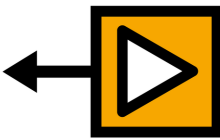
LA



PATRIA



DELLA



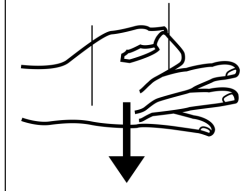
RAZZA CHIANINA




CHE



È




IL



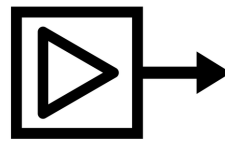
BOVINO



PIÙ GRANDE



AL



MONDO

